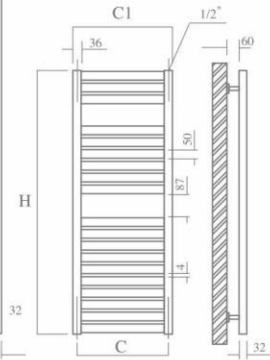
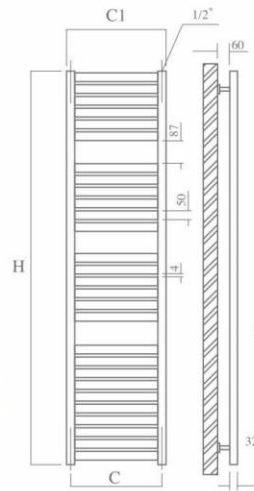
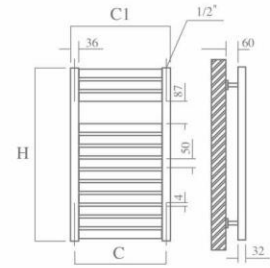




Oasis



MODEL	Height H (mm)	Distance Between Bars C (mm)	Width C1 (mm)	Out put (ΔT=60°C) Watt	Kcal/h	Water content (Lit)
60/50	598	500	527	880	695	2.2
80/50	785	500	527	1195	1027	2.6
120/50	1192	500	527	1580	1359	3.8
180/50	1760	500	527	2085	1793	5.6